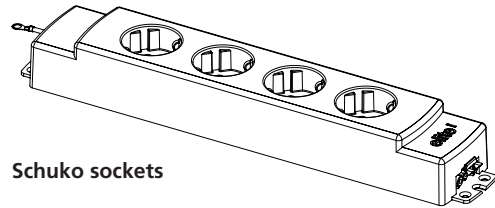


UK sockets

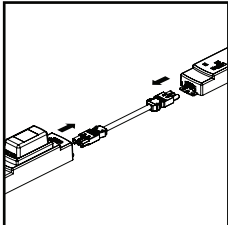


Schuko sockets

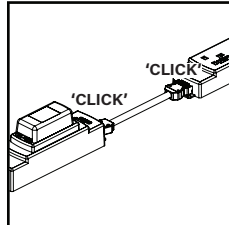
Elite+ is available with UK or Schuko sockets. 4 gang versions shown for illustration purposes.

Linking Elite+ modules

Connecting power module to RCD module




Insert male GST cable ends into female GST sockets and vice versa.

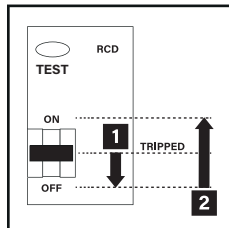


Ensure GST cable ends are pushed fully into modules and secured by locking mechanisms.

Resetting RCD/RCBO

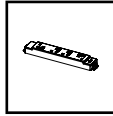


Carefully open spring loaded cover to access RCD.

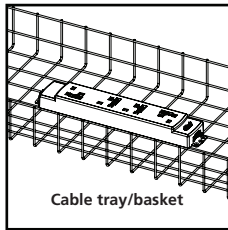


Push trip to 'off' position then to 'on' to reset RCD. Close cover.

Contents

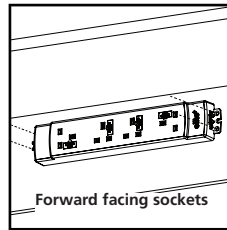


Mounting (under-desk)



Cable tray/basket

Place module in cable tray/basket and secure with suitable fixing devices if possible.

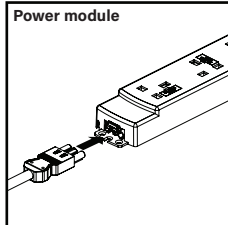


Forward facing sockets

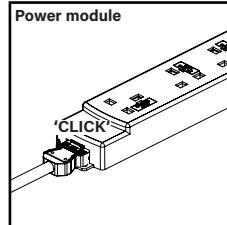
Mark hole positions and drill pilot holes. Fix with suitable screws. Do not over-tighten fixings.

Connecting to power

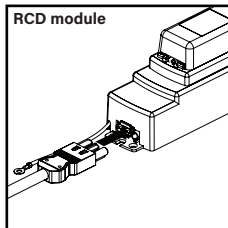
Standard 3-pole connector (supplied separately)



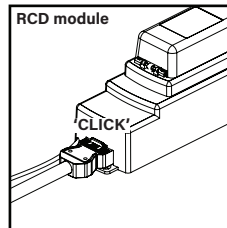
Insert female GST cable end into male GST socket on power module.



Ensure GST cable end is pushed fully into module and secured by locking mechanism.



Insert female GST cable end into male GST socket on RCD module.



Ensure GST cable end is pushed fully into module and secure.

Additional Information

Safety

- Installation is to be carried out in accordance with relevant Health & Safety regulations and only to be carried out by a skilled or competent person.
- The product should be installed to comply with the relevant national standards and be inspected and tested prior to being put into service (in the UK BS 7671 Wiring Regulations or BS 6396 Office and Educational Systems Best Practice).
- Isolate the supply before installation or repositioning. Any locking mechanisms must be used and fully engaged.
- Incorrect use could lead to risk of electrocution.
- Connectors must not be engaged or disengaged when under load or live.
- Product to be used only for the intended purpose of distributing power in office and commercial environments.
- Do not misuse, dismantle or re-configure the product because doing so will invalidate the warranty.
- If a product incorporates RCD protection, the RCD should be regularly tested in-line with current standards.

Standards

- Refer to the Declaration of Conformity.

Further Guidance

- Fuse replacement only to be carried out by a skilled or competent person.
- Should the supply cable need replacing, contact CMD.

Product Care

- Clean using a dry cloth. No abrasives or solvents to be used on the product.
- Do not drop or expose to moisture.

